


# ARKANSAS HIGH QUALITY LAND

## AVERAGE SALE PRICES PER ACRE




Source: Farmers National  
Company Agent Survey

 June 2013

 June 2014

# ILLINOIS HIGH QUALITY LAND

## AVERAGE SALE PRICES PER ACRE



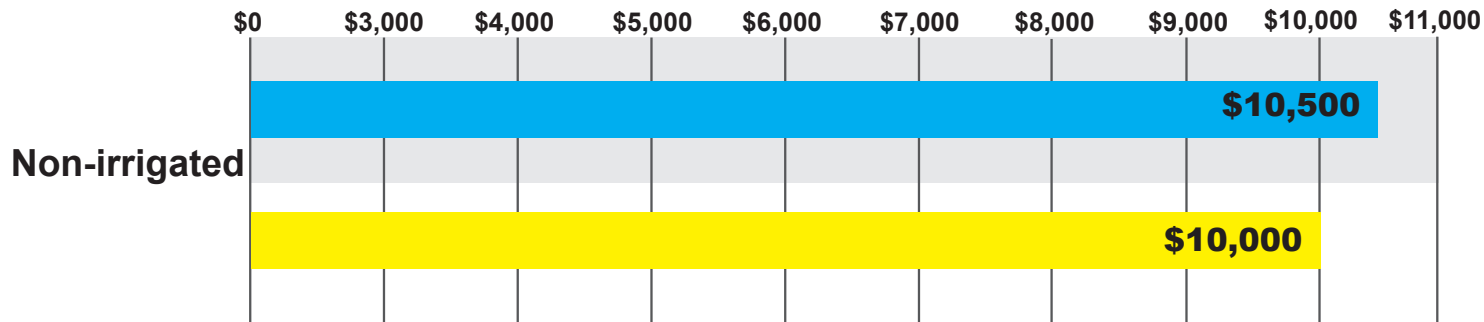
Source: Farmers National  
Company Agent Survey

 June 2013

 June 2014

# INDIANA HIGH QUALITY LAND

## AVERAGE SALE PRICES PER ACRE



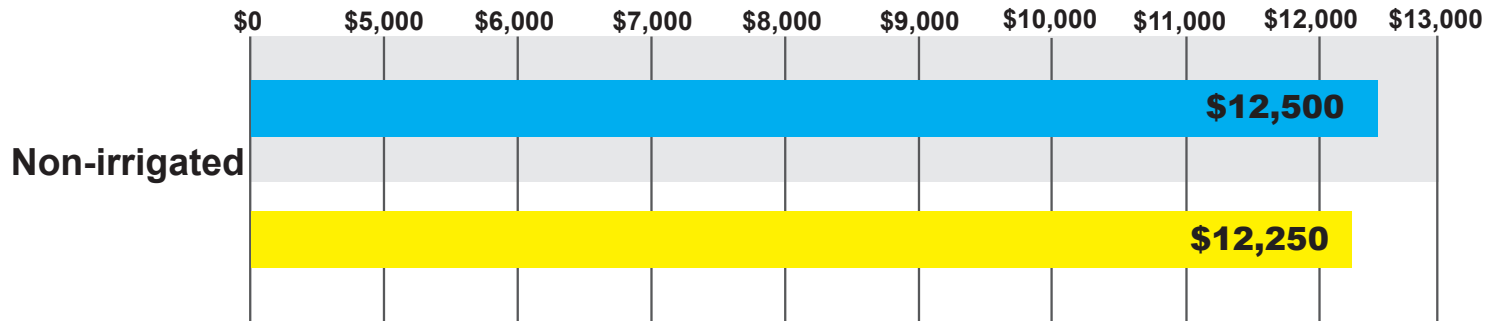
Source: Farmers National  
Company Agent Survey

 June 2013

 June 2014

# IOWA HIGH QUALITY LAND

## AVERAGE SALE PRICES PER ACRE



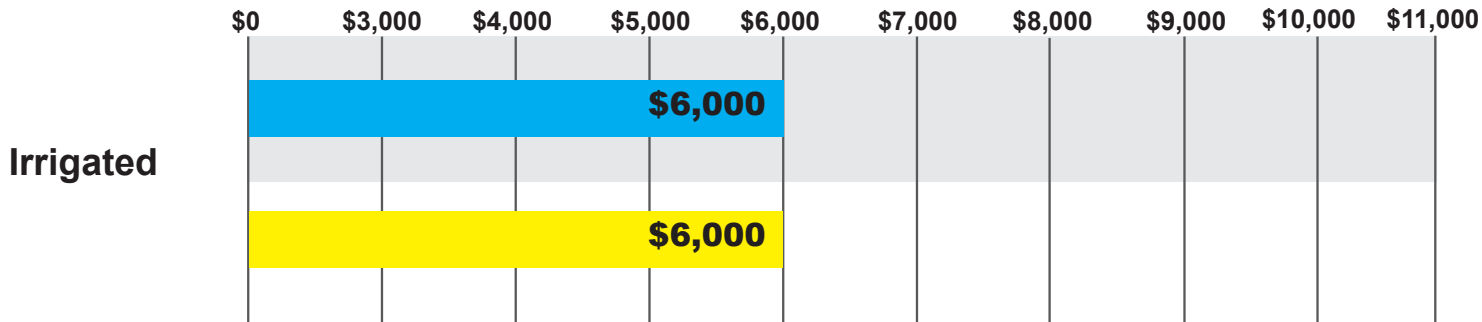
Source: Farmers National  
Company Agent Survey

 June 2013

 June 2014

# KANSAS HIGH QUALITY LAND

## AVERAGE SALE PRICES PER ACRE




Source: Farmers National  
Company Agent Survey

 June 2013

 June 2014

# KENTUCKY HIGH QUALITY LAND

## SALE PRICES PER ACRE



Source: Farmers National  
Company Agent Survey

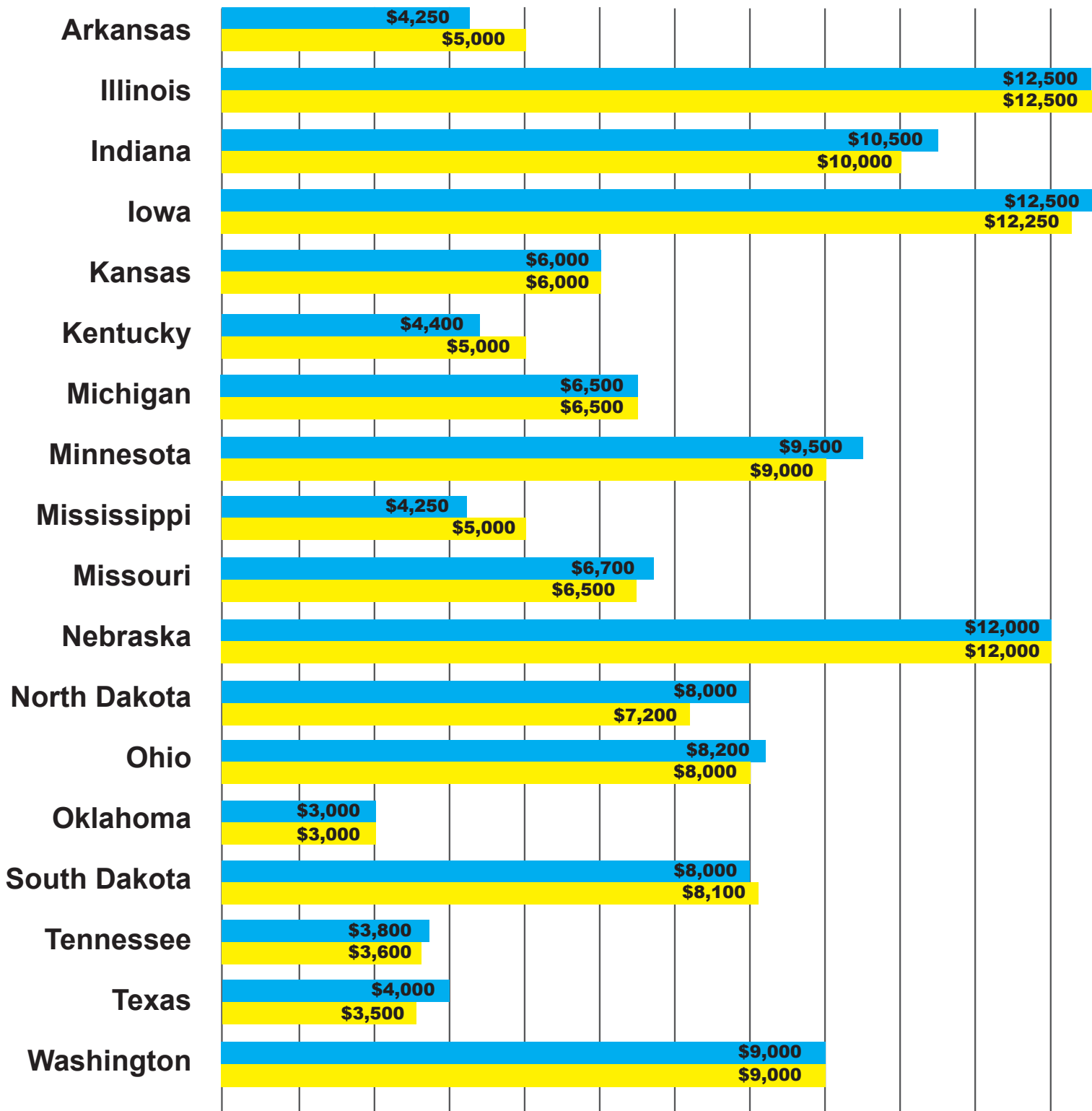
 June 2013

 June 2014

# HIGH QUALITY LAND VALUES BY STATE

## AVERAGE SALE PRICES PER ACRE

\$0 \$2,000 \$3,000 \$4,000 \$5,000 \$6,000 \$7,000 \$8,000 \$9,000 \$10,000 \$11,000 \$12,000




Source: Farmers National Company Agent Survey

June 2013

June 2014

# MICHIGAN HIGH QUALITY LAND

## AVERAGE SALE PRICES PER ACRE



Source: Farmers National  
Company Agent Survey

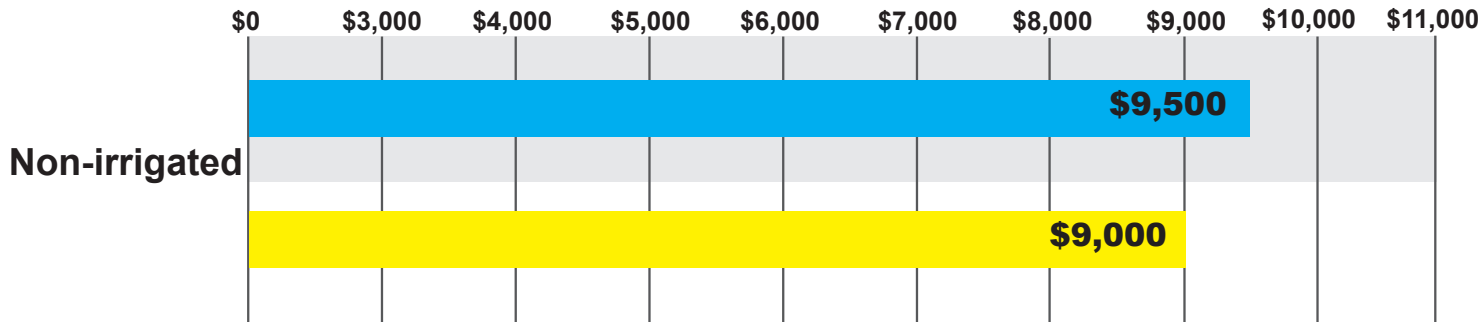
 June 2013

 June 2014



# MINNESOTA HIGH QUALITY LAND

## AVERAGE SALE PRICES PER ACRE




Source: Farmers National  
Company Agent Survey

 June 2013

 June 2014

# MISSISSIPPI HIGH QUALITY LAND

## AVERAGE SALE PRICES PER ACRE




Source: Farmers National  
Company Agent Survey

 June 2013

 June 2014

# MISSOURI HIGH QUALITY LAND

## AVERAGE SALE PRICES PER ACRE



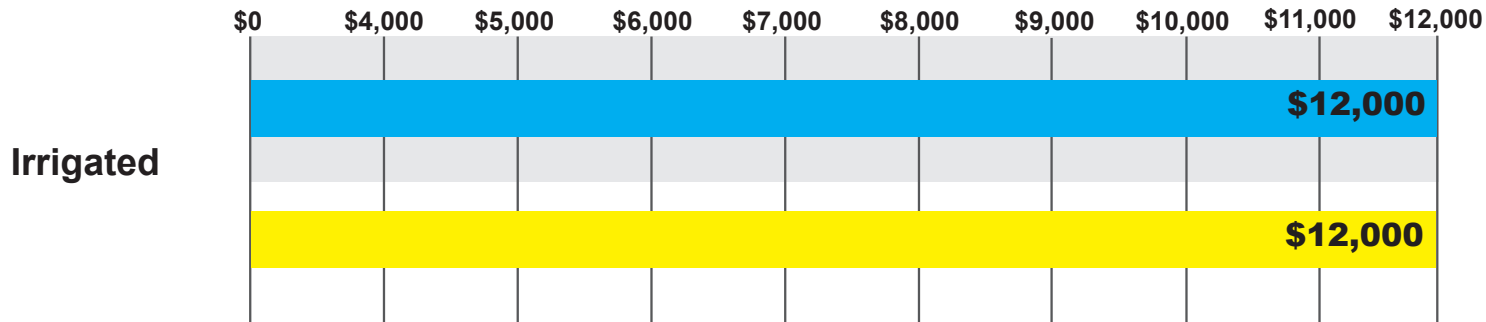
Source: Farmers National  
Company Agent Survey

 June 2013

 June 2014

# NEBRASKA HIGH QUALITY LAND

## AVERAGE SALE PRICES PER ACRE



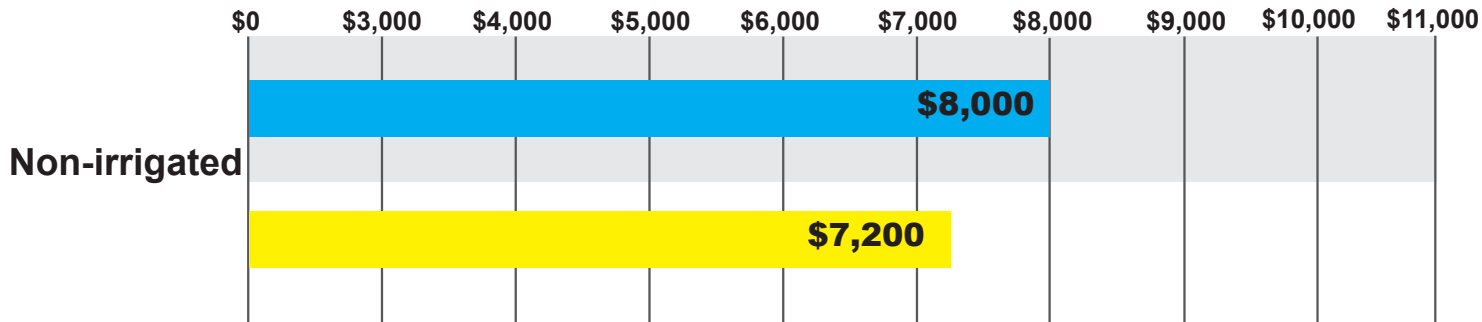
Source: Farmers National  
Company Agent Survey

 June 2013

 June 2014

# NORTH DAKOTA HIGH QUALITY LAND

## AVERAGE SALE PRICES PER ACRE



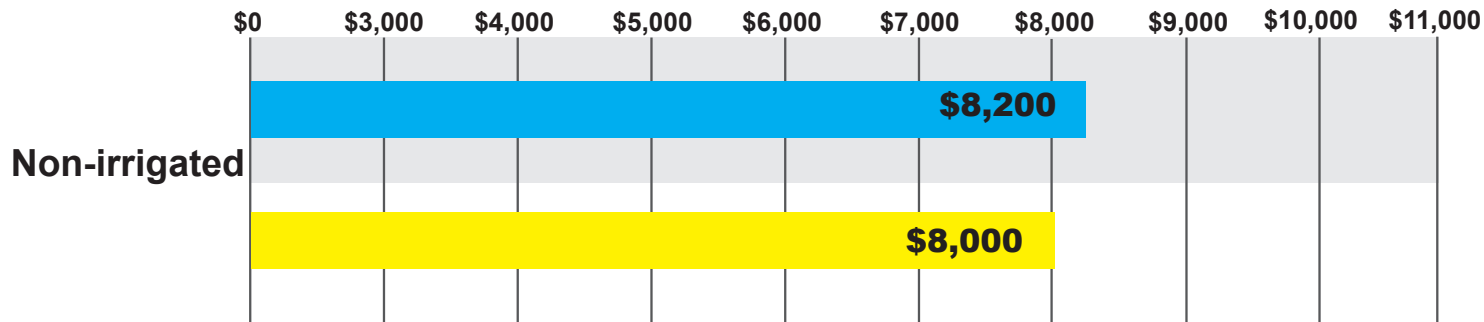
Source: Farmers National  
Company Agent Survey

 June 2013

 June 2014

# OHIO HIGH QUALITY LAND

## AVERAGE SALE PRICES PER ACRE




Source: Farmers National  
Company Agent Survey

 June 2013

 June 2014

# OKLAHOMA HIGH QUALITY LAND

## AVERAGE SALE PRICES PER ACRE




Source: Farmers National  
Company Agent Survey

 June 2013

 June 2014

# SOUTH DAKOTA HIGH QUALITY LAND

## AVERAGE SALE PRICES PER ACRE



Source: Farmers National  
Company Agent Survey


 June 2013

 June 2014



# TENNESSEE HIGH QUALITY LAND

## AVERAGE SALE PRICES PER ACRE




Source: Farmers National  
Company Agent Survey

 June 2013

 June 2014

# TEXAS HIGH QUALITY LAND

## AVERAGE SALE PRICES PER ACRE




Source: Farmers National  
Company Agent Survey

 June 2013

 June 2014

# WASHINGTON HIGH QUALITY LAND

## AVERAGE SALE PRICES PER ACRE



Source: Farmers National Company Agent Survey

 June 2013

 June 2014